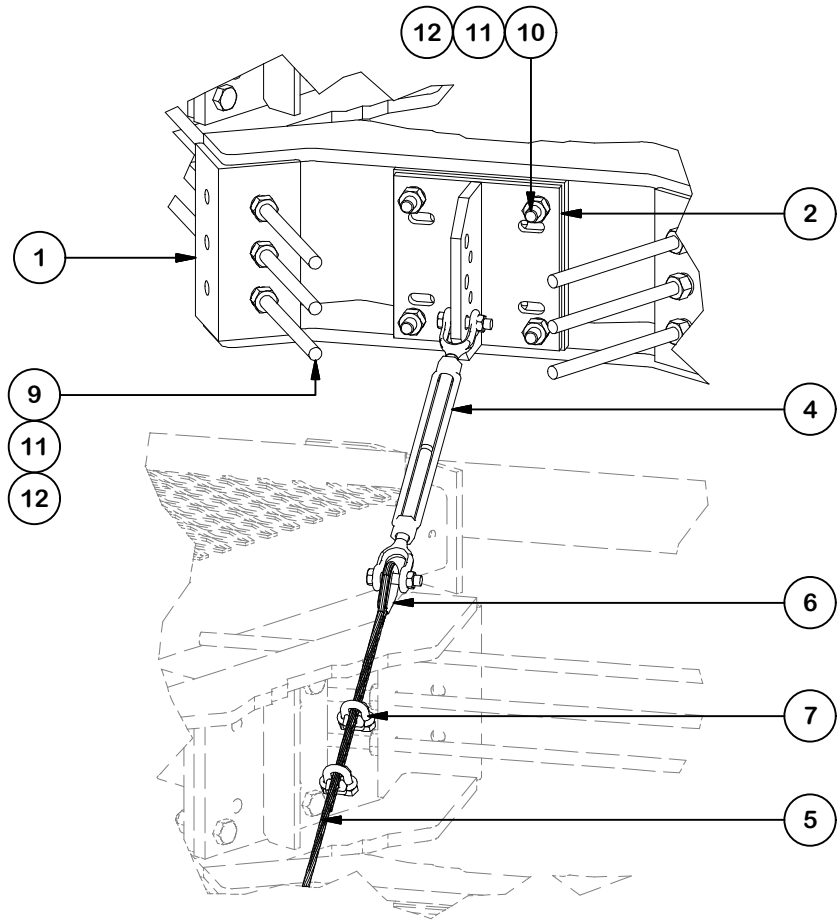


DETAIL B

PARTS LIST						
ITEM	QTY	PART NO.	PART DESCRIPTION	LENGTH	UNIT WT.	NET WT.
1	3	X-LWRM	RING MOUNT WELDMENT		68.81	206.42
2	6	X-TBW	T-BRACKET WELDMENT		13.60	81.60
3	3	SCX4	CROSSOVER PLATE	8 1/2 in	6.02	18.06
4	3	320601-I	5/8" TURNBUCKLE		2.63	7.89
5	3	AC516-10	5/16" AIRECRAFT CABLE	120 in	1.25	3.76
6	6	320777-I	5/16" THIMBLE		0.06	0.36
7	12	320152-I	5/16" WIRE ROPE CLIP		1.32	15.78
8	3	320751-I	1/2" CHAIN SHACKLE		0.76	2.29
9	3	G58R-24	5/8" x 24" THREADED ROD (HDG.)		2.09	6.27
9	9	G58R-48	5/8" x 48" THREADED ROD (HDG.)		4.18	37.63
10	12	G58234	5/8" UNC HEX BOLT (A325)	2 3/4 in	0.36	4.27
11	30	G58LW	5/8" HDG LOCKWASHER		0.03	0.78
12	30	G58NUT	5/8" HDG HEAVY 2H HEX NUT		0.13	3.90
13	12	G12065	1/2" x 6-1/2" HDG HEX BOLT GR5 FULL THREAD	5 1/2 in	0.41	4.91
14	24	G12FW	1/2" HDG USS FLATWASHER	3/32 in	0.03	0.82
15	12	G12LW	1/2" HDG LOCKWASHER	1/8 in	0.01	0.17
16	12	G12NUT	1/2" HDG HEAVY 2H HEX NUT		0.07	0.86
					TOTAL WT. #	395.78



DETAIL A

TOLERANCE NOTES

TOLERANCES ON DIMENSIONS, UNLESS OTHERWISE NOTED ARE:
SAWED, SHEARED AND GAS CUT EDGES ($\pm 0.030''$)
DRILLED AND GAS CUT HOLES ($\pm 0.030''$) - NO CONING OF HOLES
LASER CUT EDGES AND HOLES ($\pm 0.010''$) - NO CONING OF HOLES
BENDS ARE $\pm 1/2$ DEGREE
ALL OTHER MACHINING ($\pm 0.030''$)
ALL OTHER ASSEMBLY ($\pm 0.060''$)

PROPRIETARY NOTE:
THE DATA AND TECHNIQUES CONTAINED IN THIS DRAWING ARE PROPRIETARY INFORMATION OF VALMONT INDUSTRIES AND CONSIDERED A TRADE SECRET. ANY USE OR DISCLOSURE WITHOUT THE CONSENT OF VALMONT INDUSTRIES IS STRICTLY PROHIBITED.

DESCRIPTION

UNIVERSAL CABLE REINFORCEMENT KIT
3 SECTORS

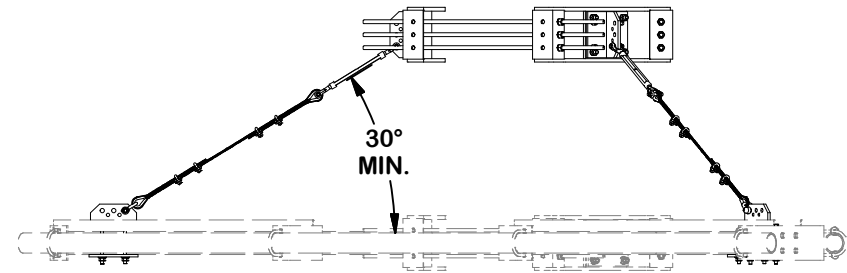
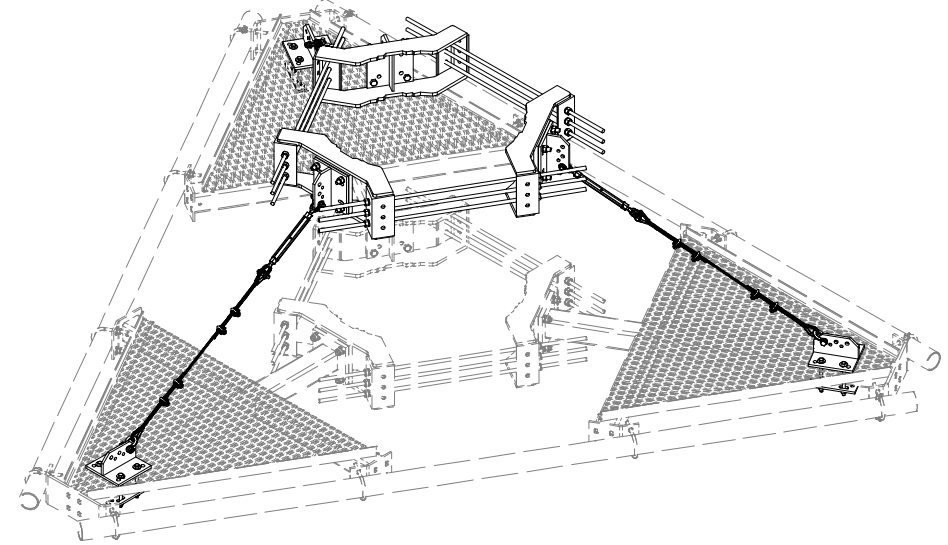
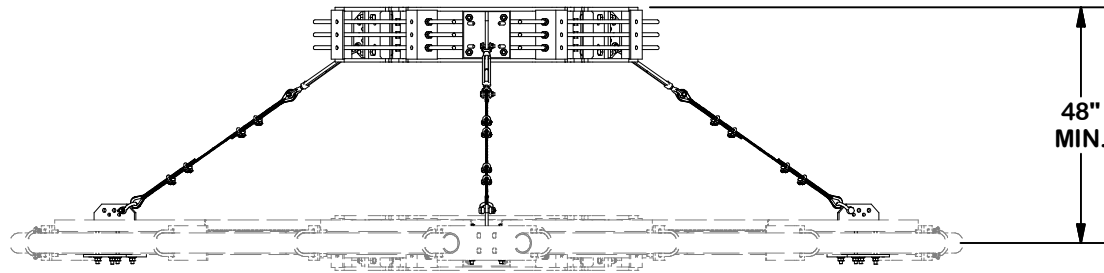
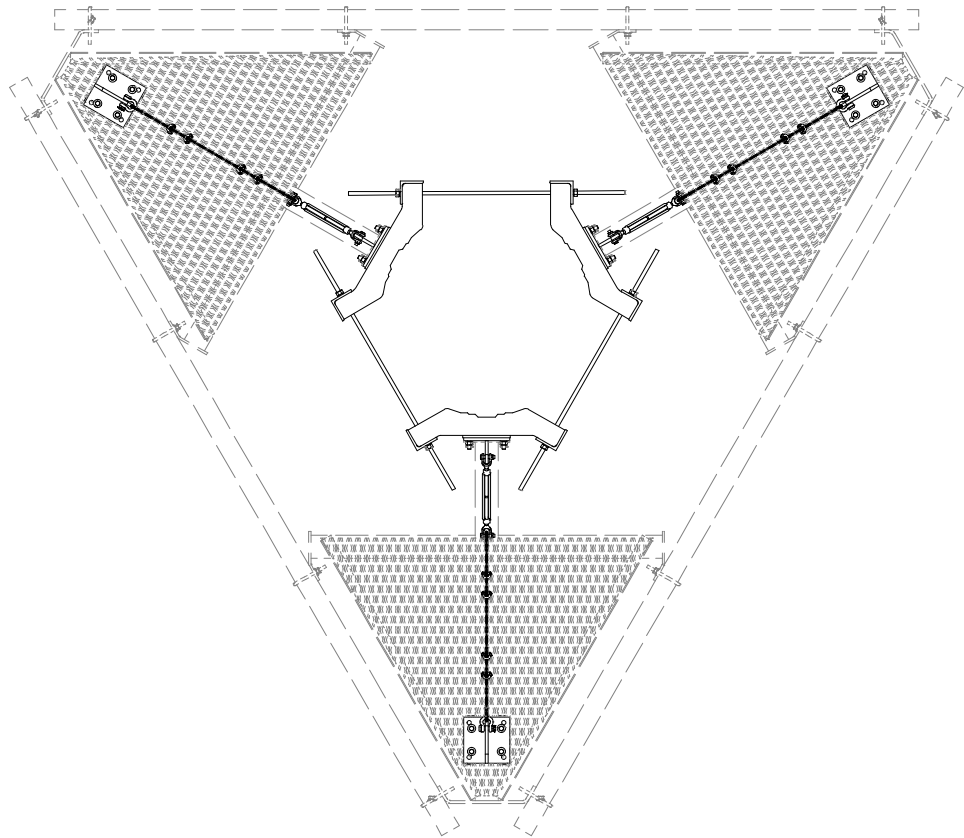
CPD NO. SP1		DRAWN BY CSL 10/12/2018		ENG. APPROVAL 12/4/2018	
CLASS 87	SUB 02	DRAWING USAGE SHOP		CHECKED BY BMC 12/4/2018	



Engineering
Support Team:
1-888-753-7446

Locations:
New York, NY
Atlanta, GA
Los Angeles, CA
Plymouth, IN
Salem, OR
Dallas, TX

PART NO. CRK-UC3	1 OF 2 PAGE
DWG. NO. CRK-UC3	



TOLERANCE NOTES

TOLERANCES ON DIMENSIONS, UNLESS OTHERWISE NOTED ARE:
SAWED, SHEARED AND GAS CUT EDGES ($\pm 0.030''$)
DRILLED AND GAS CUT HOLES ($\pm 0.030''$) - NO CONING OF HOLES
LASER CUT EDGES AND HOLES ($\pm 0.010''$) - NO CONING OF HOLES
BENDS ARE $\pm 1/2$ DEGREE
ALL OTHER MACHINING ($\pm 0.030''$)
ALL OTHER ASSEMBLY ($\pm 0.060''$)

PROPRIETARY NOTE:
THE DATA AND TECHNIQUES CONTAINED IN THIS DRAWING ARE PROPRIETARY INFORMATION OF VALMONT INDUSTRIES AND CONSIDERED A TRADE SECRET. ANY USE OR DISCLOSURE WITHOUT THE CONSENT OF VALMONT INDUSTRIES IS STRICTLY PROHIBITED.

DESCRIPTION			
UNIVERSAL CABLE REINFORCEMENT KIT 3 SECTORS			

CPD NO. SP1		DRAWN BY CSL 10/12/2018		ENG. APPROVAL 12/4/2018	
CLASS 87	SUB 02	DRAWING USAGE SHOP		CHECKED BY BMC 12/4/2018	

SITE PRO 1 A valmont COMPANY		Locations: New York, NY Atlanta, GA Los Angeles, CA Plymouth, IN Salem, OR Dallas, TX
Engineering Support Team: 1-888-753-7446		

PART NO.	CRK-UC3	2 OF 2 PAGE
DWG. NO.	CRK-UC3	